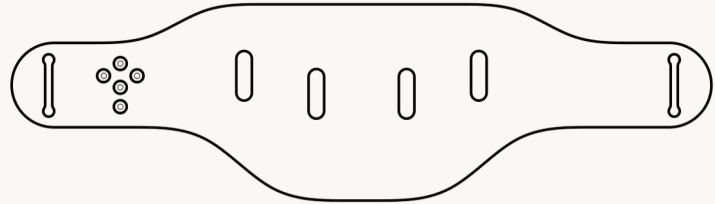


RED LIGHT THERAPY SILICONE BELT USER MANUAL

USER MANUAL



SCARLET

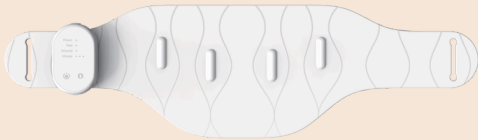
Please read this user manual carefully before beginning and keep it properly for future reference
Before using this product for the first time, please perform a light sensitivity test.
Please refer to the instructions for details.

Catalogue

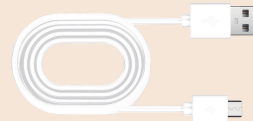
| | |
|---------------------------|---|
| Product Description | 1 |
| How To Use | 2 |
| Specifications | 2 |
| Product Controller | 3 |
| Application | 4 |
| Warning | 5 |

Product Description

The wearable LED light therapy silicone belt is a household wearable and rechargeable photon rejuvenation beauty device. The surface structure of this product is composed of medical silicone material, which is convenient and easy to use and clear. It can be used not only on the waist but also on other parts of the body with adjustable straps, suitable for different groups of people. It has a total of 122 high-quality LEDs, a total of 366 chips. Each LED emits 2 different wavelengths (Red light 660nm¹ and Near-infrared light 850nm²). Based on the theory of phototherapy, red light and near-infrared light is more beneficial to penetrate into the skin, stimulating collagen and elastin to generate cells and to enhance the health and function of our cells.



Controller



A-C Charging Cable



Adjustable buckle





Carrying Bag





User Manual

How To Use

Press and hold for about 3 seconds  to enter the power-on state, and the Power light will turn on, and the Red light will be on;

Press the M-button  again to turn on the NIR (infrared light), and the NIR light indicates on. There are two modes available, one is Red light, another one is Red+NIR light, press  to choose;

Press the vibration button  to start the vibration function, light up a light, the intensity of the 1st gear; two lights is the intensity of the 2nd gear; light up three lights, the intensity of the 3rd gear; and then press the vibration indicator light off, the vibration function is closed;

Choose a mode that you want, press the lock button 


Adsorb the controller box to the corresponding position on the belt, you can enjoy light therapy.

Automatically shut down after 10 minutes, if you need to use it again, repeat the above steps.

Specifications

| | | | |
|----------------|---------------------------------|---------------------|-----------------|
| Product Name | Red Light Therapy Silicone Belt | | |
| Product Size | 524*152*4mm | Battery Capacity | 2000mAh |
| Product Weight | 241g | Working Rated Power | 8W |
| Controller | 68g | Wavelengths | 630nm:850nm=1:2 |
| LED Qty | 122 pcs | Charging Voltage | 5V / 2A |
| Charging Time | About 3.5H | Timing | 10 minutes |

Product Controller



Application



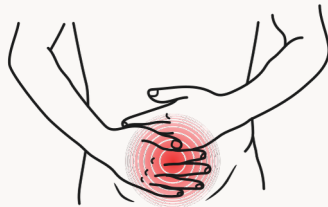
Back



Neck



Shoulders



Waist



Leg



Warnings

1. Please strictly follow the correct method of using this product and do not use the equipment outside of the instructions, otherwise, it may cause machine malfunction or unexpected accidents.
2. Do not use this product to improve any other condition except for indications.
3. Pregnant women, lactating women, and children are not allowed to use this product.
4. If the user suffers from physical, sensory, and mental diseases, or is undergoing dermatology disease improvement, including the onset period (such as lupus erythematosus, photosensitive eczema, or albinism), it is not recommended to use this product. If it must be used, it must be under the supervision of a specially assigned person, or under the guidance of a responsible person (such as a dermatologist).
5. If you suffer from any photosensitivity disorder (photosensitivity), do not use this product. If you suffer from photosensitivity disorders, you may cause serious skin reactions.
6. Do not use on the same day as skincare products containing photosensitive ingredients.
7. Pay attention to protecting your eyes during use, wear eye protectors correctly, and it is recommended to close your eyes during use. If you have a genetic disease with your eyes, do not use a biological mask.
8. If there is any discomfort during the use of this product, please stop using it immediately.
9. This product is not waterproof. Do not immerse the equipment in water or rinse it with water. If you think it has come into contact with water, do not use it.
10. Do not use it for infants or children, and store it out of reach of children.
11. If any parts are damaged, please do not use this product.
12. This product is only for daily use. Do not disassemble, modify, or repair it without authorization.
13. It is recommended to use this product 3–4 times a week, with a single-use time of 10–20 minutes.

SCARLET