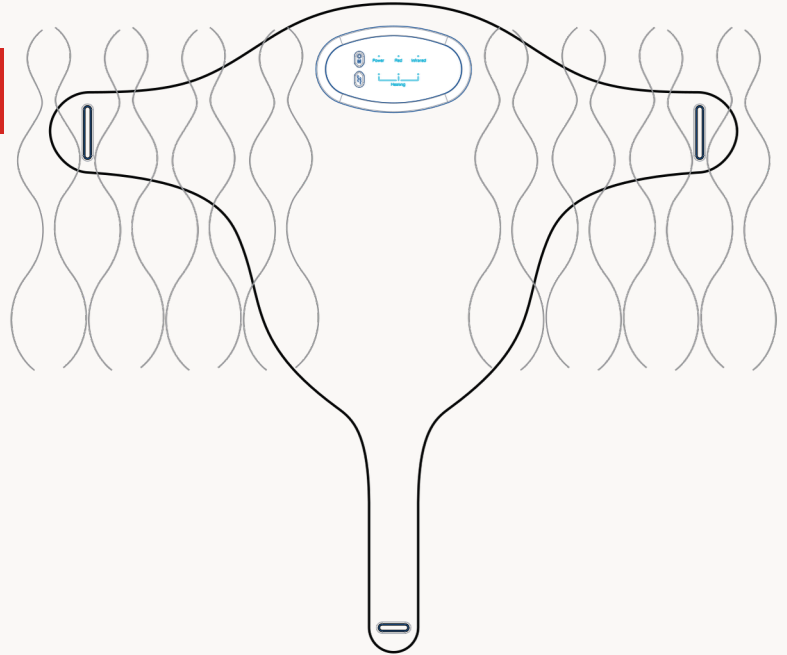


RED LIGHT THERAPY UNDERWEAR

USER MANUAL



SCARLET


Please read this user manual carefully before beginning and keep it properly for future reference
Before using this product for the first time, please perform a light sensitivity test.
Please refer to the instructions for details.

Catalogue

Product Description	1
How To Use	2
Specifications	2
Product Controller	3
Application	4
Warning	5

Product Description

The wearable red light therapy underwear is a household wearable and rechargeable photon rejuvenation beauty device. The surface structure of this product is composed of medical silicone material, which is convenient and easy to use and clear. It can be used for lower belly and private parts. It has a total of 56 high-quality LEDs, a total of 168 chips. Each LED emits 2 different wavelengths (Red light 660m*1 and Near-infrared light 850m*2). Based on the theory of phototherapy, red light therapy could help with infertility, testosterone production, and sexual performance of men, by increasing cellular energy production, by reducing chronic inflammation, and by improving blood circulation.



A-C Charging Cable



Adjustable buckle



Carrying Bag



User Manual

How To Use

Press and hold for about 3 seconds (M) to enter the power - on - state, and the Power light will turn on, and the Red light will be on;

Press the M - button (M) again to turn on the NIR (infrared light), and the NIR light indicates on. There are two modes available, one is Red light, another is Red + NIR light, press (M) choose;

Press the heating button () to start the heating function, light up one light, the intensity of the low level, two lights is the medium level; light up three lights is the high level;

Automatically shut down after 10 minutes, if you need to use it again, repeat the above steps.

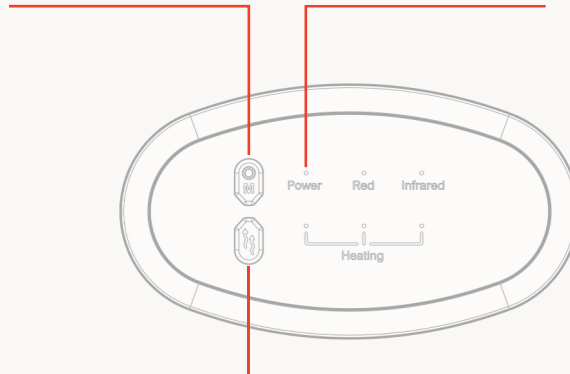
Specifications

Product name	red light therapy underwear	Heating	3 level:warm, medium, high
Dimensions	420 * 396*4.5mm	Timing	10 minutes
Led qty	56	Input	5V 2A
Wavelength	660nm:850nm = 1:2 R	Battery capacity	1500mAh
Mode	Red Red + NIR	What's in box	red light therapy underwear*1 charging cable*1 instruction manual*1 adjustable buckle*1 carrying bag*1

Product Controller

Power button/Mode:
Press 3 seconds to start
Press again to change RED only/RED+NIR

Indicator light:
Changes from Red to white: charging complete
Stay on: working



Heating level: press to select low, medium, high

Application



Menstrual pain relief



**Reduce inflammation
in the private parts**



**Help with recovery of
wounds in the private
parts**

Warnings

1. Please strictly follow the correct method of using this product and do not use the equipment outside of the instructions, otherwise, it may cause machine malfunction or unexpected accidents.
2. Do not use this product to improve any other condition except for indications.
3. Pregnant women, lactating women, and children are not allowed to use this product.
4. If the user suffers from physical, sensory, and mental diseases, or is undergoing dermatology disease improvement, including the onset period (such as lupus erythematosus, photosensitive eczema, or albinism), it is not recommended to use this product. If it must be used, it must be under the supervision of a specially assigned person, or under the guidance of a responsible person (such as a dermatologist).
5. If you suffer from any photosensitivity disorder (photosensitivity), do not use this product. If you suffer from photosensitivity disorders, you may cause serious skin reactions.
6. Do not use on the same day as skincare products containing photosensitive ingredients.
7. Pay attention to protecting your eyes during use, wear eye protectors correctly, and it is recommended to close your eyes during use. If you have a genetic disease with your eyes, do not use a biological mask.
8. If there is any discomfort during the use of this product, please stop using it immediately.
9. This product is not waterproof. Do not immerse the equipment in water or rinse it with water. If you think it has come into contact with water, do not use it.
10. Do not use it for infants or children, and store it out of reach of children.
11. If any parts are damaged, please do not use this product.
12. This product is only for daily use. Do not disassemble, modify, or repair it without authorization.
13. It is recommended to use this product 3-4 times a week, with a single-use time of 10-20 minutes.